

Morse Code Jewelry

Tips For



bead
IN HAND

145 Harrison Street
Oak Park, Illinois 60304
708.848.1761
www.beadinhand.com
info@beadinhand.com
mon, tue, thu, fri: 11-6
wed: 1-6
sat: 10-5 | sun: closed





INTERNATIONAL MORSE CODE

- 1 dash = 3 dots
- The space between parts of the same letter = 1 dot (optional in jewelry)
- The space between letters = 3 dots
- The space between words = 7 dots

A	• —	V	• • • —
B	— • • •	W	— — —
C	— • — •	X	— • • —
D	— • • •	Y	— • • — —
E	•	Z	— — — • •
F	• • — •	.	• • • — • — —
G	— — — •	,	— — — • • • — —
H	• • • •	?	• • • • • • •
I	• •	/	— • • — • •
J	• — — — —	@	— — — • • • •
K	— • — —	1	• — — — — —
L	• — — • •	2	• • — — — —
M	— — —	3	• • • — — —
N	— • —	4	• • • • — —
O	— — — —	5	• • • • •
P	• — — • •	6	• • • • • •
Q	— — — • —	7	— — — • • •
R	• — — •	8	— — — — • •
S	• • •	9	— — — — — •
T	— — —	0	— — — — — —
U	• • • —		

1. Write your word or message on a piece of paper. Keep it short (1 to 3 words).
2. Select two colors for the spaces, one for the space between letters, and another for the space between words.
3. Select another two colors, one for the dots and another for the dashes.
4. Lay out the beads in the order of the letters and words before stringing them.

Example: I LOVE YOU

Space between letters = 
 Space between words = 
 Dots = 
 Dashes = 

Make your own variations. For example, use a different type of bead to represent the dashes, such as a bugle bead. Or for a long piece such as a necklace, select a third spacer color for the space between parts of the same letter.



I End of word

